

Jay Street Marketplace

SENSE OF PLACE AND COMMUNITY ON JAY STREET

MAY 2024

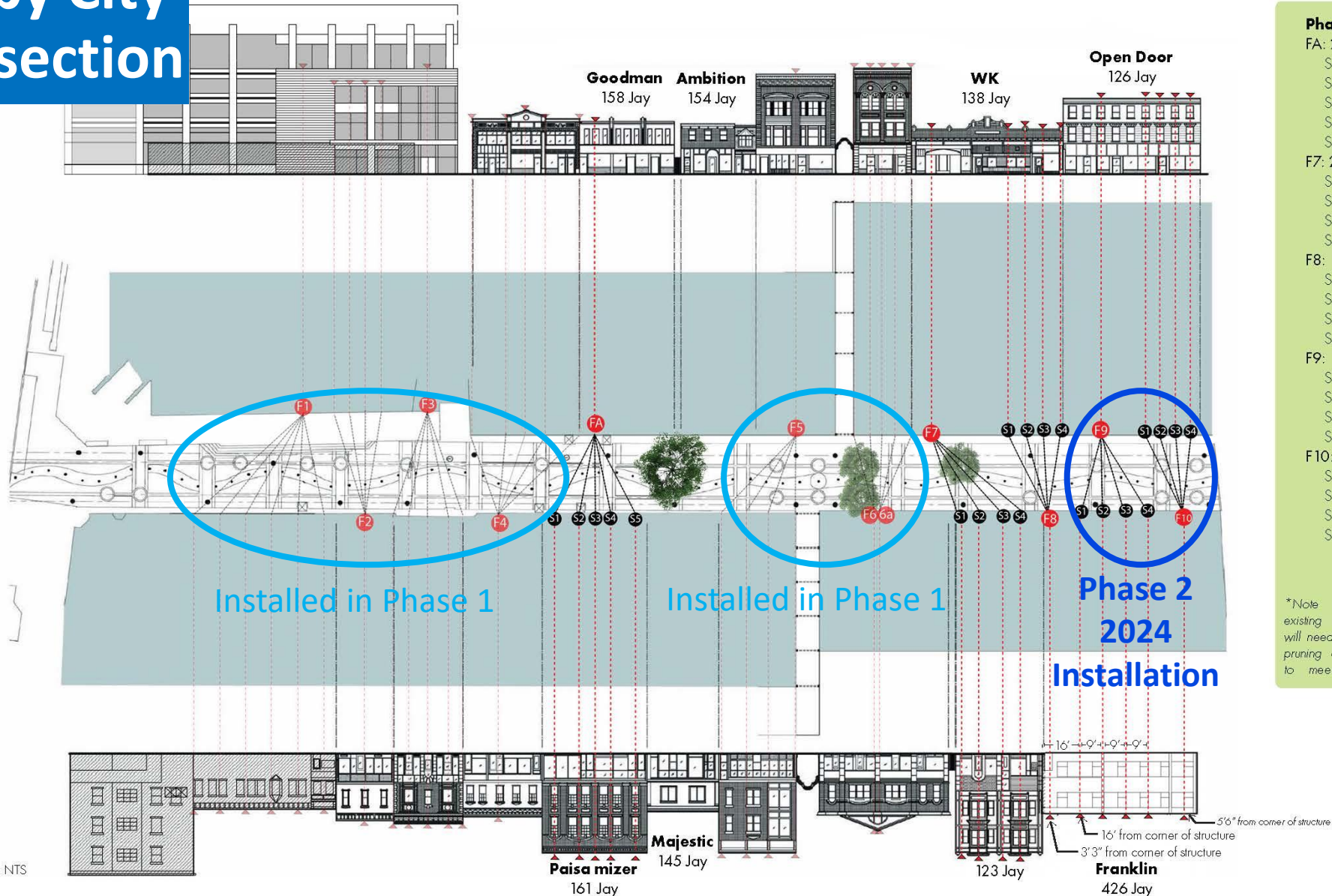
AGENDA

- 1. Jay Street Lighting**
- 2. Jay Street Alleys**
- 3. Jay Street Corridor**
- 4. Jay Street Hub on State Street**

Install Catenary Lighting by City Hall Intersection

JAY STREET MARKETPLACE CATENARY LIGHTING PHASE 2

March 5, 2020



Phase 2 (868 LF)

- FA: 211'
- S1- 45'
- S2- 41'
- S3- 40'
- S4- 41'
- S5- 44'
- F7: 200'
- S1- 46'
- S2- 48'
- S3- 51'
- S4- 55'
- F8: 154'
- S1- 40'
- S2- 38'
- S3- 39'
- S4- 37'
- F9: 149'
- S1- 39'
- S2- 36'
- S3- 36'
- S4- 38'
- F10: 154'
- S1- 42'
- S2- 39'
- S3- 38'
- S4- 35'

*Note for the Client that existing tree overlapping F7 will need to be evaluated for pruning or removal in order to meet design intentions.

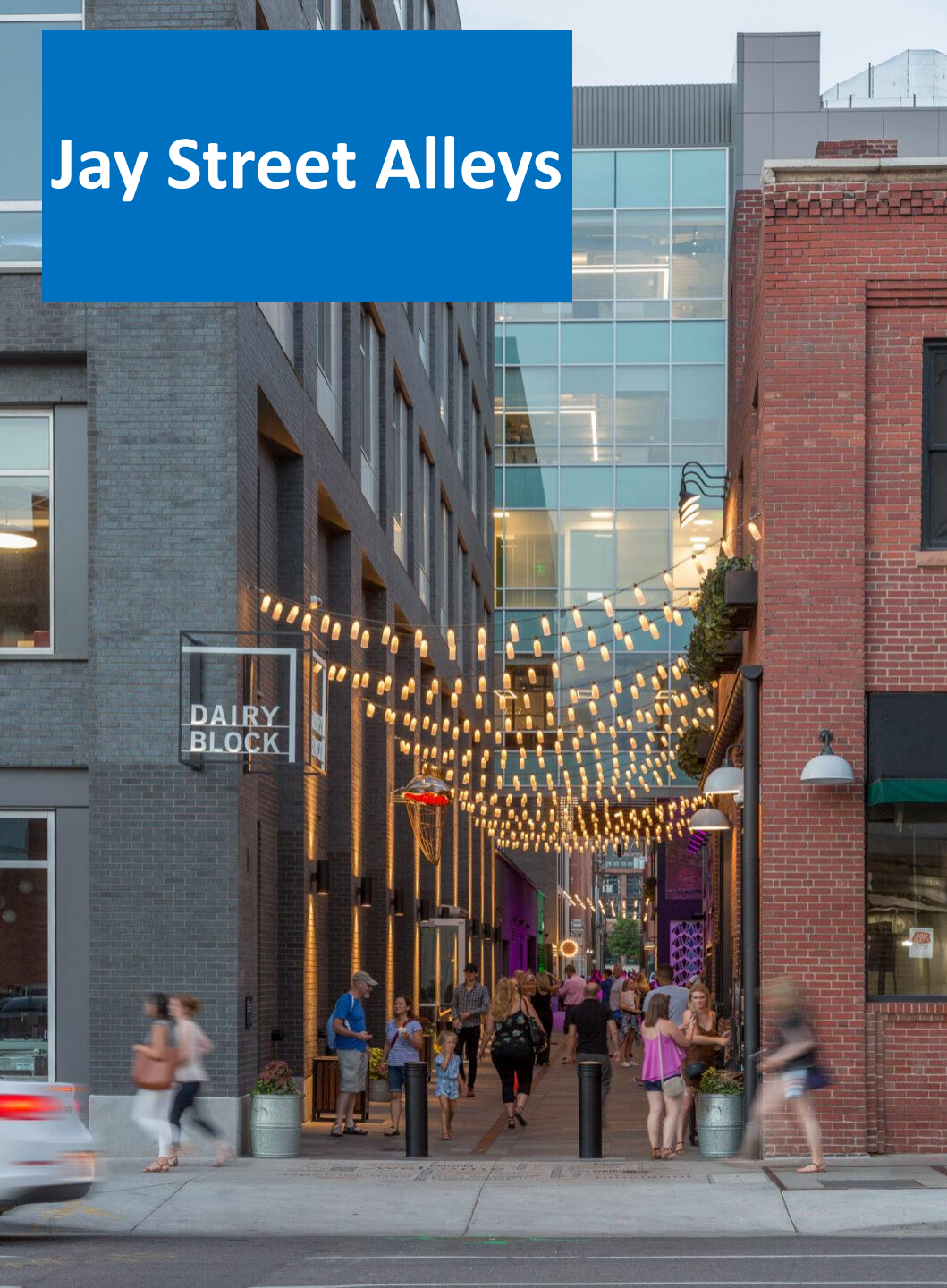


Scale: NTS

Catenary Lighting continued to Franklin Street by City Hall



Jay Street Alleys



Jay Street Alleys

1. Remove Existing Arches
2. Install festive string lighting
3. Create new iconic signage at points of entry

Jay Street Corridor



Jay Street Corridor

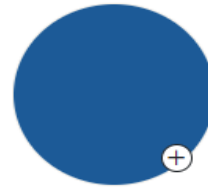
1. 15 Pots
2. 3 Trash Receptacles
3. 2 Oval Tree Isles
 1. One around existing honey locust
 2. One across from Whistling Kettle café area with new tree

Site Furnishings

- Existing Tree
- Proposed Tree
- Planter
- Trash Can



Site Furnishings



ROYALTY



Trash Receptacle



Planters



Bike Racks with Jay Street Marketplace Logo (Jay Square shown)

Oval Tree Isles with Seating




Jay Street Hub on State Street



Jay Street Hub on State Street



Jay Street Hub on State Street



Jay Street Hub on State Street



Site Furnishings

